

## Why all sign supports are not the same?

Janice Fairfield. Fairfield Displays & Lighting Ltd.

With many different types of sign and wall mounted supports on the market. It is really important that you and your client realise the difference in quality and what this really means over a period of time.

The Fairfield Displays & Lighting sign supports are made from solid brass in three parts. The reason the fittings have been made in brass and designed in this way is to ensure that they are quick and easy to install, plus being completely hassle free for many years.

The brass boss that Fairfield supply sits underneath the sign support fittings making it extremely easy to fit directly to the wall. It has been designed to take a robust screw up to a No.10 thus enabling a secure fix to any type of wall. Once fitted to the wall then the top section of the wall mount or sign support is fitted to suit the style and thickness of your sign.




The following scenarios show the advantages of using Fairfield fittings. The comments below are typical of the feed back we get from fitters.

“The small brass boss, makes life so much easier, especially when you are high up on a ladder, fixing a screw to the wall. I do not need to fiddle with a screw inside a long barrel. In addition I am so much happier that I can use a No.10 screw with these fittings as I am always coming across bad walls that I need to use an inter-set fitting to the walls. It gives me total peace of mind because the last thing I want to do is to be called back a few weeks or months later with a sign that is pulling away from the wall.”



IS545

“I often get called in to put up signs before the decorators have come in, as they do not want me to get dust down newly decorated walls. With the Fairfield fittings it is really easy. I can put all the brass boss fittings on the wall. The decorator can easily unscrew the barrel and cap, without the need to use any tools and paint the walls without splashing paint over my new sign fittings. There are many cheap aluminum fittings on the market and on the surface they look like they do the same job. Well here are just a few points to consider before going down that route.



### **I need to change signs on a regular basis**

As the Fairfield fittings are made from solid brass the threads do not cross and are not affected by moisture. Believe it or not very little moisture in the air can affect aluminum fittings after about a year. Take the scenario of a reception area. Clients come in from the rain with a moist umbrella, that is all it takes for aluminum to oxidise and what this means is that the fittings become more and more difficult to twist the caps to change the graphics. Clients start using tools and this can damage the sign support.

With a brass support this will not happen even after more than twenty years, as we have tested it on old sites where we have needed to update clients displays.

Money can be saved in other ways which can actually enhance the appearance of a sign.

### **Be creative with the use of fittings – you can save time and money**


A simple way to save money is to use a [four way spacer](#) in conjunction with a wall mount, to create a matrix effect, by placing the spacer in the middle of four panels, from there it holds the four corners. It will save you time in installing, specifically the marking up and drilling time whereas without using the spacer you would have had to install 16 sign supports. By using the four way spacer this will now be reduced to 9 and could save your customer money if they are on a tight budget but still allow you to increase your revenue through selling more acrylic.



WM20 use with  
WM15-WM17

### Give your sign a 3D effect

Should your customer desire a 3D effect to their signage, no problem, this can easily be achieved by making use of a [special spacer](#) (PC31) that can be located between panels. This allows you to place one panel in front of the other to create a double/triple-depth display therefore making a strong design statement.




Use with WM15-WM17 fittings



### No need to drill a hole in the panel to fix a sign

Installation time is valuable and if you are looking to save time and resources in this area, use of a [special spacer](#) which can be used with the standard sign



[WMS](#)

supports, is a superb way of affixing all types of signs without needing pre-drilled holes. Standard easy access acrylic pockets can also be secured by using the above fitting.



Use with any 16mm diameter fittings

### Create a right angle sign away from the wall

Panels can be fitted at a right angle to the wall. Signs can be projected [5mm](#) or [19mm](#) away from the wall and will take panels up to 10mm thick. These fittings can be used to make creature directional signs and feature points around a building.



[WM04](#)



[WM01](#)



### Fitting large panels to the wall – made easy

All Fairfield [25mm](#) diameter fittings are supplied with a 6mm lip, which has been designed to rest a panel on while fitting. This is especially useful if you fixing heavy glass and acrylic panels. Make your fitters life easier, save labour time. All the Fairfield wall-supports are universal, which means larger or small fittings can be positioned over the brass boss once fitted.



25 mm dia. lengths 25—75 mm

In addition toggles can easily be fitted directly into channel, which means that Fairfield sign supports can be used on to the profiles of many exhibition systems.



Toggle

### Save your clients time – when changing signs and graphics on a regular basis

When specifying signage it is really important to find out how often customers plan to change their signs. You will find this will vary tremendously and when one person says frequently, it may mean occasionally to another, so drill down and get exact answers from your client. You will find that some customers have asked for a sandwich panel when they would really benefit from an acrylic holder that enables signs to be changed without the use of tools. These are available as standard up to A0.

So before you purchase sign supports for your next project think Fairfield first as this may save you time and more – far more than you would if you had purchased cheap fittings.

Hopefully there have been a few tips that you can introduce into your next project whether it is glass, pre-printed vinyl/acrylic or a pocket system allowing you options for increasing revenue whilst helping your customer create the right awareness to their corporate brand. If you require more information on how we can help you on your next project, please call us on 0845 166 5201 or visit our website [www.fairfielddisplays.co.uk](http://www.fairfielddisplays.co.uk) for the latest offers on wall mounted supports.



**0845 166 5201**  
**[www.fairfielddisplays.co.uk](http://www.fairfielddisplays.co.uk)**